

FEATURES

- | Surface Mounting Design 8.0*16.3mm
- | High Current Handling Capability 20,000A @ 8/20 μ s
- | Low Capacitance and Insertion Loss
- | Quick Response and Long Service Life
- | Moisture sensitivity level: Level 1




8.0*16.3mm

APPLICATION INFORMATION

- | DC48V power supply protection
- | Wireless Base Station

AGENCY APPROVALS

Icon	Solderability
RoHS	Compliance with 2011/65/EU
HF	Compliance with IEC61249-2-21:2003
	Mean lead free

PRODUCT CHARACTERISTICS

Lead Material	Body Material	Terminal Finish
Copper or Fe-Ni alloy	Ceramics	100% Matte-Tin Plated

ELECTRICAL PARAMETER

Parameter			Value	Unit
DC breakdown voltage @100V/S 1)	pin1-6	Before current load	700-1200	V
		After current load	550-1550	V
	pin1-2,pin2-3,pin3-4, pin4-5,pin5-6		140-250	V
Impulse spark-over voltage @ 1.2/50us 6KV with 100pF trigger	pin1-6	Before current load	≤900	V
		After current load	≤1500	V
Max.operating DC voltage			60	V
Nominal impulse discharge current(8/20us ±5 times) 2)			20	KA
Nominal discharge current (10/350μs ±5 times)			4	KA
Insulation resistance at DC 100V			≥1	GΩ
Arc voltage @1A			≥60	V
Capacitance @1MHz			≤1.5	pF
Storage and operations temperature			-40 - +90	°C

1) In ionized mode

2) Terms and waveforms in accordance with ITU-T Rec. K. 12; IEC 61643-21

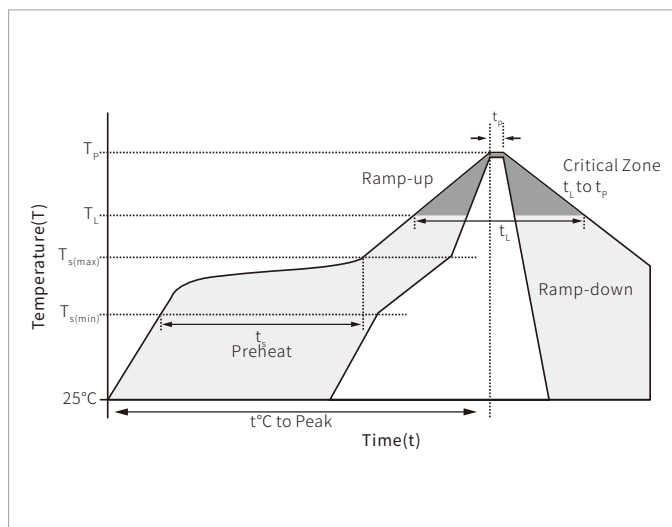
ENVIRONMENTAL RELIABILITY CHARACTERISTICS

Testing items	Technical standards
High Temperature Storage Test	Temperature: 85°C ; Time:2H
Low Temperature Storage Test	Temperature: -40°C ; Time:2H
Vibration	Frequency: 10-500Hz ; Amplitude:0.15mm ; Time:45min
Resistance of soldering heat	Temperature: 260±5°C; Time of dip soldering:10s, 1time

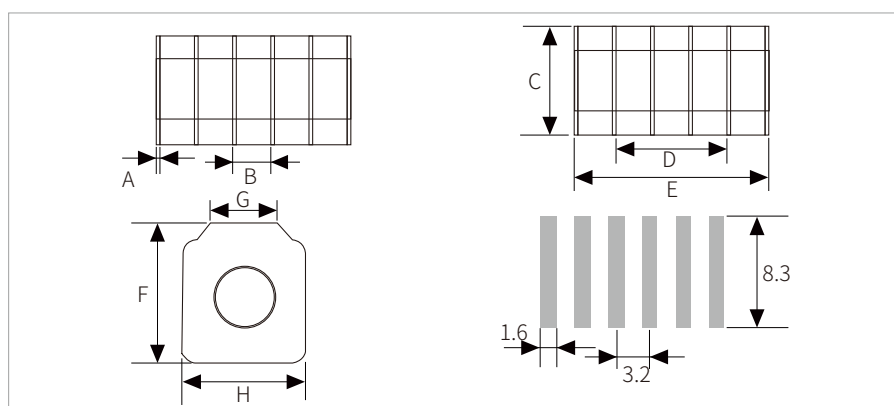
NOTE:Up-screen program can be specified by customer's request via contacting Semiware service

REFLOW PROFILE

Reflow Condition		Lead-free assembly
Pre Heat	Temperature Min	150°C
	Temperature Max	200°C
	Time(min to max)	60 – 180 secs
Average ramp up rate (Liquidus)Temp (T_L) to peak $T_s(max)$ to T_L - Ramp-up Rate		3°C/second max
Reflow	Temperature (T_L) (Liquidus)	217°C
	Time(min to max)(t_s)	60 – 150 seconds
Peak Temperature (T_p)		260 °C
Time within 5°C of actual peak Temperature (t_p)		10-30 seconds
Ramp-down Rate		6°C/second max
Time 25°C to peak Temperature (T_p)		8 minutes max.
Do not exceed		260°C

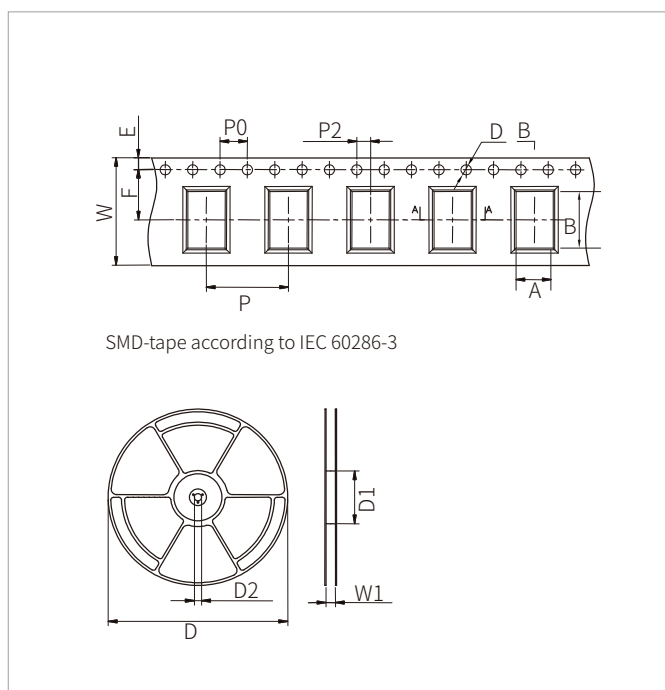


DIMENSIONS AND RECOMMENDED SOLDERING PAD



Ref.	Outline Dimensions
	Millimeters
A	0.5±0.1
B	3.16±0.1
C	8±0.1
D	8.3±0.2
E	16.3±0.5
F	8.9±0.2
G	4.2±0.2
H	8.4±0.2

TAPE AND REEL SPECIFICATION



Ref.	Dimensions	
	Millimeters	Inches
W	44 ± 0.3	1.733 ± 0.012
A	8.6 ± 0.3	0.339 ± 0.012
B	20.3 ± 0.3	0.799 ± 0.012
P	16 ± 0.1	0.63 ± 0.004
P0	4 ± 0.1	0.157 ± 0.004
P2	2 ± 0.1	0.079 ± 0.004
E	1.75 ± 0.1	0.069 ± 0.004
F	20.25 ± 0.1	0.797 ± 0.004
W1	48 ± 2.0	1.89 ± 0.079
D	$\phi 330.2$	$\phi 13$
D1	$\phi 100 \pm 0.15$	$\phi 3.94 \pm 0.039$
D2	$\phi 13 \pm 0.15$	$\phi 0.512 \pm 0.006$

ORDERING INFORMATION

Part Number	Size	Marking	QTY/Reel	Reel Size
SG6D09B800	8.0×16.3mm	SG6D09B800	250PCS	13"

Headquarters

No.3387 Shendu Road
Pujiang I&E Park
Minhang Shanghai China
201000

Hotline

400-021-5756

Web

<https://www.semiware.com>

Sales Center

Tel: 86-21-3463-7458
Email: sales18@semiware.com

Customer Service

Tel: 86-21-5484-1001
Email: sales17@semiware.com

Technical Support

Tel: 86-21-3463-7654
Email: fae01@semiware.com

Complaint & Suggestions

Tel: 86-21-3463-7172
Ext: 8868
Email: cs03@semiware.com

By QR Code

Website



Wechat

To find your local partner within Semiware' s global website: www.semiware.com

© 2022 Semiware Semiconductor Inc.

The content of this document has been carefully checked and understood. However, neither Semiware nor its subsidiaries assume any liability whatsoever for any errors or inaccuracies of this document and the consequences thereof. Published specifications are subject to change without notice. Product suitability for any area of application must ultimately be determined by the customer. In all cases, products must never be operated outside their published specifications. Semiware does not guarantee the availability of all published products. This disclaimer shall be governed by substantive Chinese law and resulting disputes shall be settled by the courts at the place of business of Semiware. Latest publications and a complete disclaimer can be downloaded from the Semiware website. All trademarks recognized.